


Contact details:

Company: _____ Date: _____
Address: _____ Order number: _____
Zip code: _____ Contact: _____
City: _____ Telephone: _____
Country: _____ E-mail: _____

Form Spokeguards


1. Do you want cuttings in your spokeguards for the pushing?

- Yes (A) go to step 2
- No (B) go to step 4



2. Pushring cuttings:

- o Round fixations inside diameter of the rim (A)
- o Flat fixations inside diameter of the rim (B)



3. Number of fixations:

- o 4
- o 5
- o 6

4. Outside diameter spokeguard:

- o Outside diameter in mm : _____mm (Maximum 620mm).

Spokeguard with cuttings for pushring, Picture A.

Spokeguard without cuttings for pushring, Picture B.



Picture A



Picture B

5. Inside diameter spokeguard:

- o Diameter hole in mm : _____mm (Minimum 80mm).



Advice:

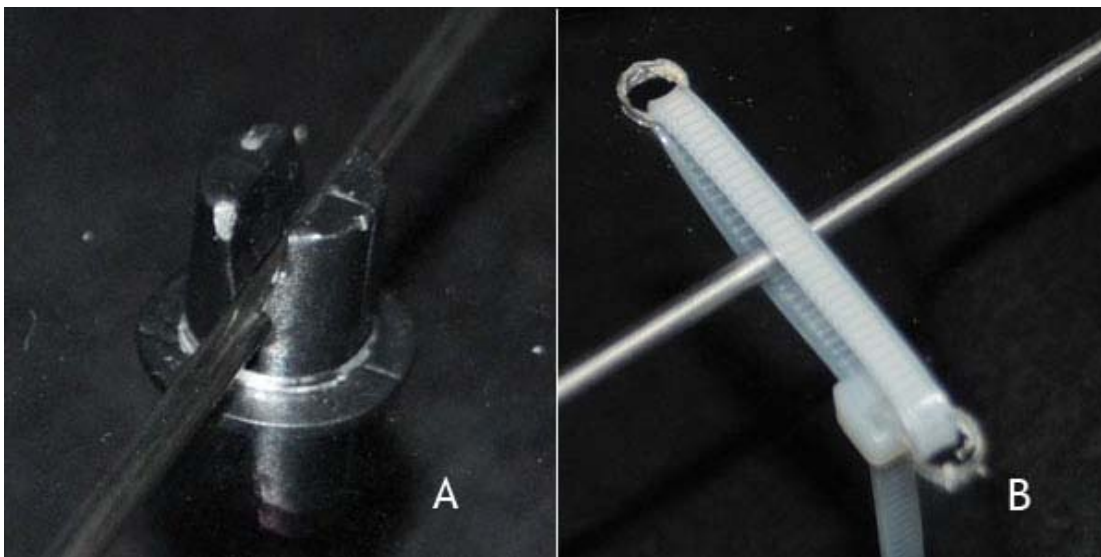
While determining the diameter of the inner whole of the spoke guard you should keep in mind that the wheel can still be disassembled if necessary. In order to disassemble a wheel with a Quick Release axle from your wheelchair you have to indent the axle. Therefore the inner diameter of the whole of the spoke guard should be big enough.

6. Digital print - design:

- o No print – design, I want clear spokeguards.
- o Design nr.: _____ (Choose a design from our Website/Catalog).
Not valid for designs starting with "B-"
- o Color nr.: _____ (Choose a design from our Website/Catalog).

7. How to fix the spokeguards to the wheel:

There are two types of fixation materials, Nipples (A) or Tie-wraps (B).



- Nipples (A) can be used if you have decided for spokeguards with cuttings for the pushing. The number of spokes in your wheel has to be 36, 24, 18 or 12. Choose for option 2 and the spokeguards will be supplied including holes.
- Nipples (A) can be used if you choose for option 1 and you drill the holes yourself.
- Tie-wraps (B) can always be used. Choose for option 3 and the spokeguards will be supplied including the holes.

Choose one of the following options.

- o 1. Spokeguards without holes, I will drill them myself.
- o 2. Spokeguards with 3 holes \varnothing 9mm for fixations with nipples (A).
- o 3. Spokeguards with 6 holes \varnothing 4mm for fixation with tie-wraps (B).